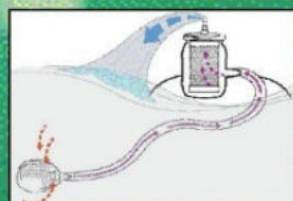
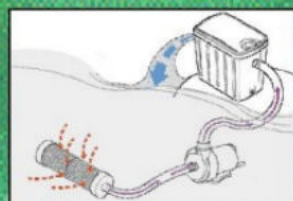
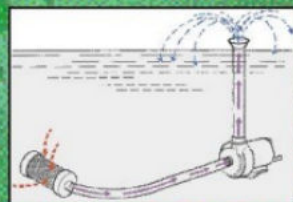
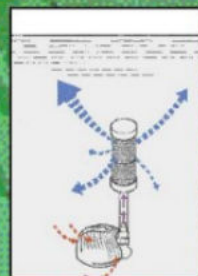



Matala[®]
Make water alive

bio Filter


- *Mechanical pre-filtration for pumps*
- *Bio-filtration for inside or outside pond*





Filter

Matala®



FEATURES

- Ez install:**
 - *Prevents flow reduction due to premature clogging
 - *Improves energy conversion to water flow
 - *Extends pump lifetime
- Ez clean:**
 - *Minimal maintenance, lasts long before cleaning needed
 - *Simply clean by rinsing with tap water
- Ez integrate:**
 - *Ez-Bio can be placed at any distance from pump
 - *The Ez-Bio can be easily extended with multiple sections to increase filtration capacity
- Highly efficient filtration:**
 - *Multiple pore size
 - *Progressive density dramatically reduces clogging
 - *Depth filtration: large filter volume to capture, store and digest particles
 - *Large specific area for bio-filtration

EZ Bio	11	20
Dimensions in mm (Ø x H)*H	110 X 200	200 X 200
Dimensions in inches (Ø x H)*H H)*H	4.3 X 7.9	7.9 X 7.9
maximum flow-through(LPH) , (GPH) if used as prefilter	7,500, 1,980	1,500, 3,405
maximum flow-through(LPH) , (GPH) if used as biofilter	2,500, 660	5,000, 1,135
Threaded female connection	BSPF 1 1/2"	
Universal hose tail	1", 1 1/4", 1 1/2"	
Article no.	10000070	10000150

Extendable for Ez Bio 20	
Ez Bio 20 plus	
Dimensions (Ø x H)*H	200 x 170mm, 7.9 x 7.0 inches
Connection	BSPF 1 1/2"
Article no.	40201231

*The above specifications are subject to change without prior notice.

DISTRIBUTED BY

